

Elabscience® Flow Cytometry Antibody

A Reliable Research Partner in Life Science and Medicine

I Expertise in Flow Cytometry Antibody Applications



Over 4,000 Flow Cytometry antibodies, with new products launched regularly.



17 fluorochromes available to meet the needs of routine experiments.



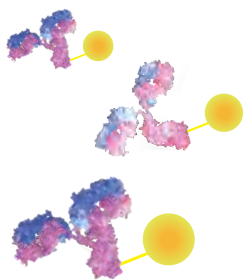
Classic clone numbers, frequently cited in publications, serve as the foundation for Elabscience® Flow Cytometry antibodies.



Self-developed products with ample stock and guaranteed quality.

Elab Fluor® Violet 450 FITC Elab Fluor®Violet 540 Elab Fluor®Violet 610 APC PE/Cyanine 5 PE/Cyanine 5.5 PerCP PE/Cyanine 7
Elab Fluor® 488 Elab Fluor® Violet 500 PE PE/Elab Fluor® 594 Elab Fluor® 647 PerCP/Cyanine 5.5 Elab Fluor®700 Elab Fluor® Red 780

I Reliable Quality with Advanced Labeling Technology



The antibody's Fragment Crystallizable (Fc) region is specifically labeled to preserve its structure and function during target binding.



High-quality monoclonal antibodies with verified clone IDs are selected to minimize non-specific binding, ensuring superior reliability compared to polyclonal antibodies.



Products are rigorously validated using our proprietary cell bank, ensuring consistent performance with the most commonly used models.

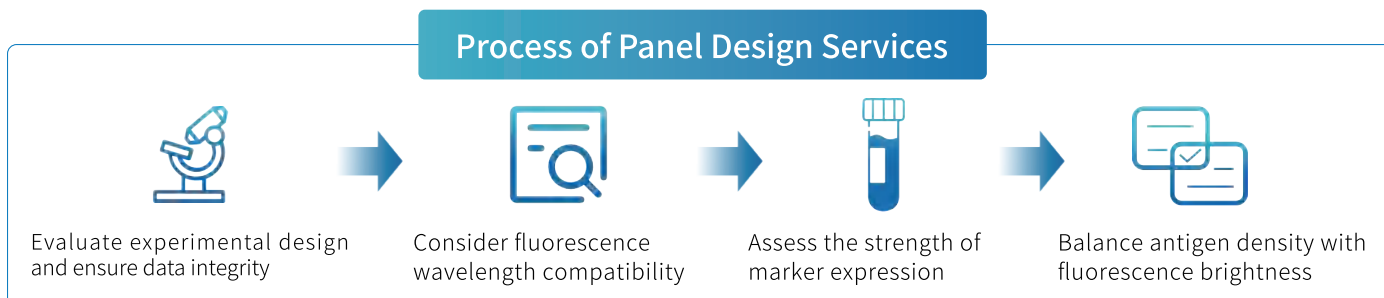
I Comprehensive Technical Resources

- Extensive Flow Cytometry technical resources to support your research needs.
- Engaging live training videos to provide hands-on guidance for experiments.
- A range of professional, fast, and efficient pre-sales and after-sales services, including panel design, experimental guidance, and data analysis, to help customers successfully complete their Flow Cytometry experiments.

Elabscience® Featured Service

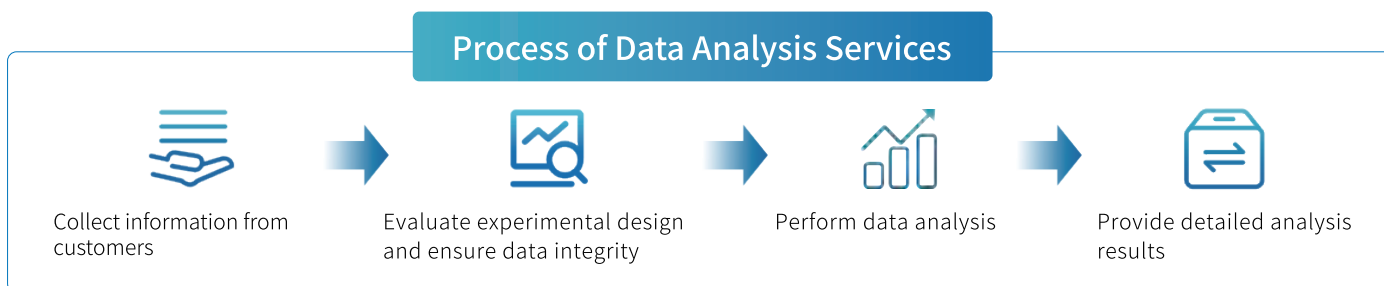
Professional Panel Design Service

Using Flow Cytometry experimental parameters (specificities, logical relationships, reference data, and target marker expression levels) and basic Flow Cytometer details (laser, detection channel, and filter information), Elabscience® offers professional and free Panel Design Services tailored to your experiments.



Data Analysis Services

Elabscience® offers free professional Data Analysis Services exclusively for our product users! Simply provide FCS-format data and the logical relationships of markers to our technical support team, and we'll assist you with your analysis.



High IF Publications

The number of high-impact factor (IF) publications citing Elabscience® Flow Cytometry Antibodies has grown significantly. As of December 2024, 526 high-IF publications have utilized Elabscience® Flow Cytometry Antibodies.

① Responsive probes for in vivo magnetic resonance imaging of nitric oxide (*Nature Materials*)

Quoted Products:

- APC Anti-Mouse CD8a Antibody[53-6.7] (E-AB-F1104E)
- PE Anti-Mouse CD25 Antibody[PC-61.5.3] (E-AB-F1102D)
- FITC Anti-Mouse Foxp3 Antibody[3G3] (E-AB-F1238C)
- PE Anti-Mouse F4/80 Antibody[Cl:A3-1] (E-AB-F0995D)
- Biotin Anti-Mouse CD31 Antibody[390] (E-AB-F1180B)
- APC Anti-Mouse Ly6C Antibody[Monts 1] (E-AB-F1121E)
- Purified Anti-Mouse CD16/32 Antibody[2.4G2] (E-AB-F0997A)
- APC Anti-Mouse Ly-6G/Ly-6C (Gr-1) Antibody[RB6-8C5] (E-AB-F1120UE)
- APC Anti-Mouse F4/80 Antibody[Cl:A3-1] (E-AB-F0995E)

② Lymph Node Targeted Drug Delivery for Effective Immunomodulation to Prolong the Long Term Survival After Heart Transplantation (*Advanced Materials*)

Quoted Products:

- APC Anti-Mouse CD62L Antibody [Mel14] (E-AB-F1011E)

For more publications on Elabscience® Flow Cytometry Antibody, please visit www.elabscience.com



Elabscience Bionovation Inc.

Toll-free: 1-888-852-8623

Tel: 1-832-243-6086

Fax: 1-832-243-6017

Web: www.elabscience.com

Email: orders@elabscience.com; techsupport@elabscience.com

EFL049-2502v1